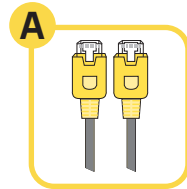


Setting up your Foxtel Broadband

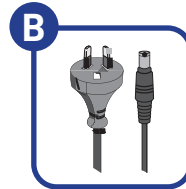
What's included in the box:



Foxtel Modem



Ethernet Cable




Power Cord



WiFi Details Magnet

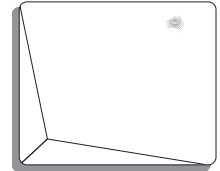
Check your nbn™ equipment

Before you continue please ensure your nbn™ equipment has been installed and is powered on.



nbn™ Connection Box (without cover)

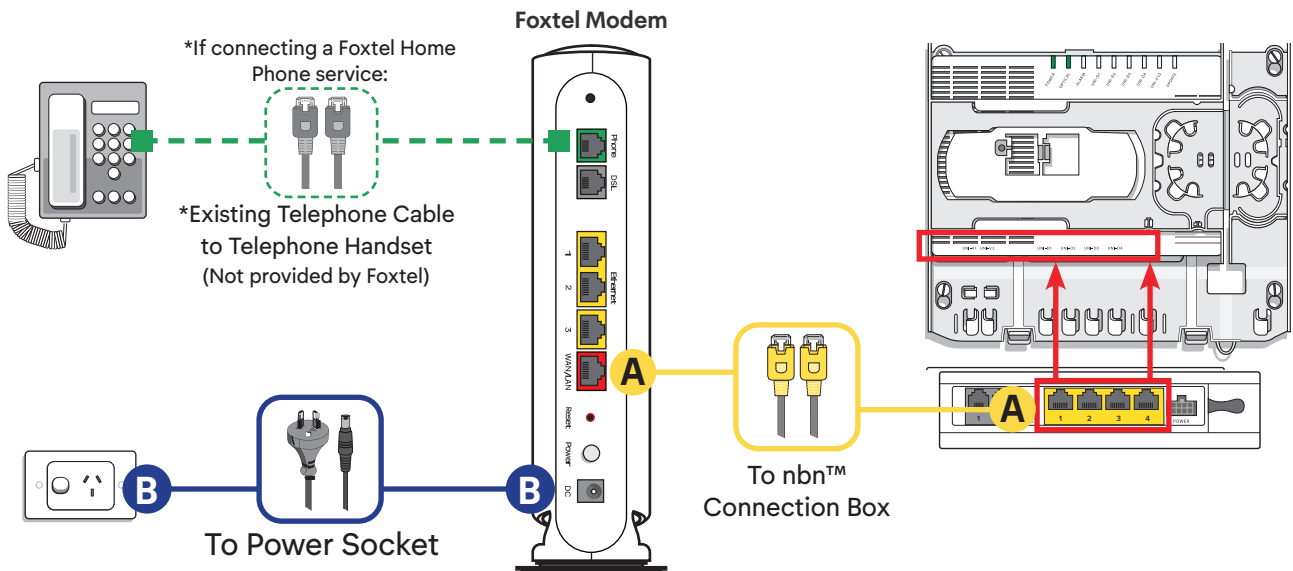
OR



nbn™ Connection Box (with cover)

1 Connect cables to the Foxtel Modem before pressing the power button:

- The Foxtel Modem should be placed upright (as shown) at all times.
- ⚡ • Refer to the SMS from Foxtel confirming the number of the port on your nbn™ Connection Box to plug the Ethernet Cable into.



2 Connect your devices and Foxtel Box to the Internet via any of the following methods:

via WiFi

Enter the details from the WiFi Details Magnet into your device, or scan the QR code with your device for quick connection. Stick the magnet to your fridge for safe keeping.

via Ethernet

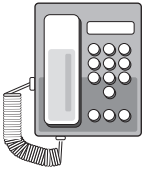
Connect the Ethernet cable from one of the Ethernet ports on your modem to the Ethernet port on your device.

via WPS

Press the WPS button on the front of the modem until it flashes blue, then activate WPS mode on your device to connect.

FX06600 06/21

3 If connecting a Foxtel Home Phone service:



- Allow up to 15 minutes for the service to begin working.
- Please do not unplug the modem during this time. Your device may restart multiple times during this process.

Troubleshooting

! What do the modem lights mean?



Internet

The light will be solid blue when your modem is connected to the Internet, flashing blue when establishing a connection, and solid red when not connected to the Internet.



Voice

The solid blue light means that your Home Phone service is connected to the network and ready to use. Solid red means your Home Phone service is unable to connect to the network. No light means your Home Phone service is not active.



WiFi

Solid blue means it's available to connect to WiFi-enabled devices. Solid red means your modem has a WiFi problem. No light means that the WiFi function has been disabled on the modem.

! Internet stopped working?



1. Check all your cables are plugged in securely.
2. Press the power button on the back of the Foxtel Modem and nbn equipment to turn them off.
3. Wait 60 seconds, and then turn both units back on.
4. The modem and connection box may take up to 5 minutes to reboot and reconfigure.

! Home Phone issues?



If you are experiencing issues with your phone, please visit foxtel.com.au/support/phone for troubleshooting tips.

! Connecting your Foxtel Box to the Internet:



For assistance connecting your Foxtel Box to the Internet, visit foxtel.com.au/connect for step-by-step instructions.

Need help?

For installation support or assistance via Live Chat, scan this QR code with your phone to visit foxtel.com.au/broadbandhelp or call 131 999.

