

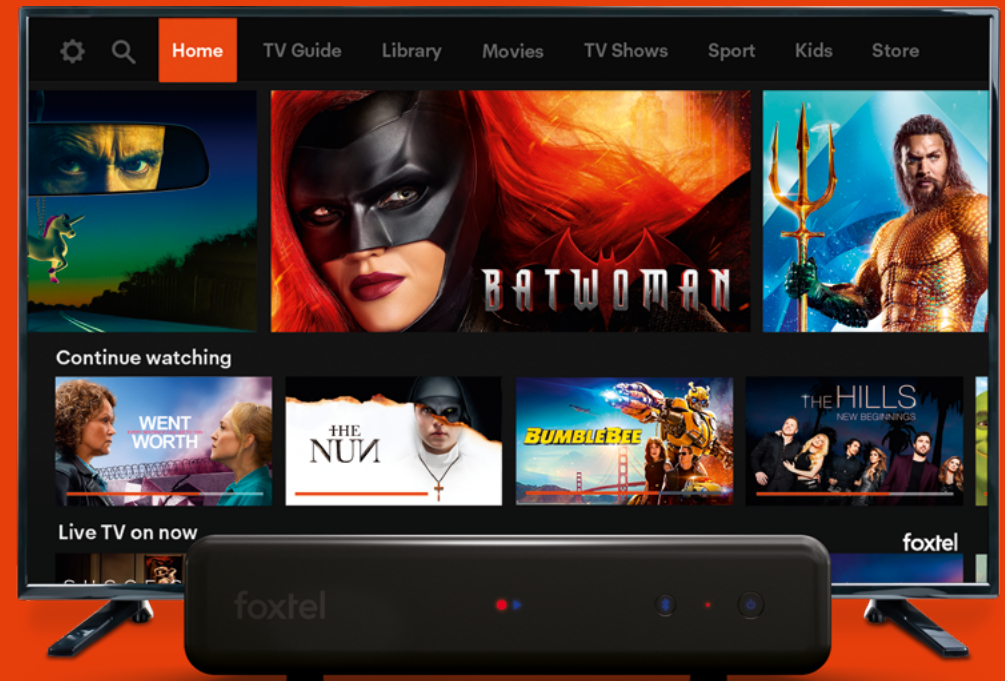
Safety first

Your Foxtel iQ4 meets Australian and international electrical and safety standards. So, to keep it that way:

- Make sure all electrical connections are kept safe
- Don't try to take it apart! Our technicians are trained to fix any problems with your iQ4, so leave it to them
- Always turn the iQ4 off at the wall first before removing any cables from the rear panel

CUS0292 FX04726 10/19

Welcome to iQ4



foxtel

foxtel

Prepare for entertainment overload

The Foxtel iQ4 delivers the ultimate television experience, with Australia's first and only dedicated Sport[™] and Movies Ultra HD* channels.

The first thing you'll want to do is connect it to the internet, this will unlock all of the epic iQ4 features.

Once you're all wired up, depending on your pack, the world's biggest TV shows, dramas, movies, sports and more are ready for you to enjoy. You can also stream, record, pause and rewind – all at your fingertips.

There's also some helpful Foxtel apps that are free for you to download, and will make your Foxtel experience even better. Check out Foxtel GO[^] to access the best of TV and On Demand wherever you are. Plus, the MyFoxtel app is here to help manage your account and join Foxtel First, with great rewards waiting for you to enjoy.

Let's get started.

*Requires iQ4, compatible 4K TV and Movies + HD Packs.


™Requires iQ4, compatible 4K TV and Sport + HD Packs.

[^]Just connect your compatible device to the internet. Data charges may apply. Shows only available if they're in your pack, some shows/channels not available. Australia only.

Contents

Your Foxtel Remote	4
Connect your iQ4 to the internet	5
How to navigate your iQ4	6
Home screen	8
Apps on your iQ4	9
Smart viewing / Recording	10
Store	11
Foxtel apps – Foxtel GO and MyFoxtel	12
Foxtel First – your loyalty program	13
Your Foxtel ID	14
Foxtel tips and tricks	15

Your Foxtel Remote






To pair your remote via Bluetooth visit foxtel.com.au/remotepairing

Connect your iQ4 to the internet

Unlock hours of On Demand entertainment included in your pack to enjoy anytime. Connecting to the internet will allow you to experience all of iQ4's smart features

There are two ways to connect – depending on your internet strength:

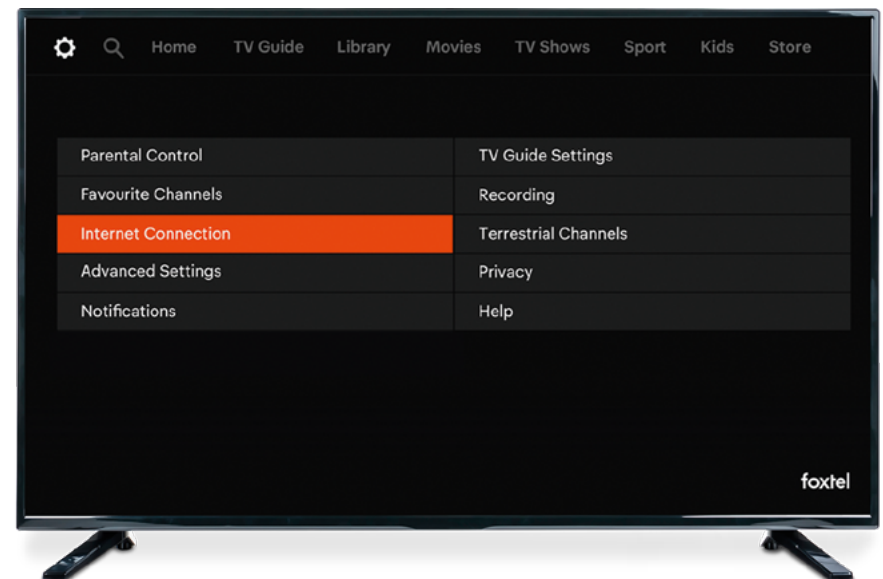
1. Via WiFi

- Press  on your remote
- Scroll across to 
- Select 'Internet Connection' and then 'WiFi'
- Find your WiFi network in the list
- Press  once you've highlighted it
- Enter your WiFi password (if you have one) and press 'Done'

2. Via an Ethernet cable

This is better if your WiFi isn't strong where your iQ4 is positioned. Just connect one end of an Ethernet cable into your iQ4 Ethernet port (located on the back panel), and the other into an Ethernet port in your modem. Then you're all done.

For further troubleshooting, head to foxtel.com.au/iQ4connect



How to navigate your iQ4

Finding the best TV shows, movies and sport has never been easier

Settings ⚙️

Where you can manage internet connection, parental controls and more

Search 🔍

Find favourites by title, channel or even actor name

Home

Your main hub for finding what to watch

TV Guide

What's showing on every channel right now and for the next 14 days

Library

Where all things you've downloaded, rented or recorded are stored

Movies

Home to your very own cinema experience with classics right through to recent releases

TV Shows

Where you can stream all your favourite TV shows and series*

Sport

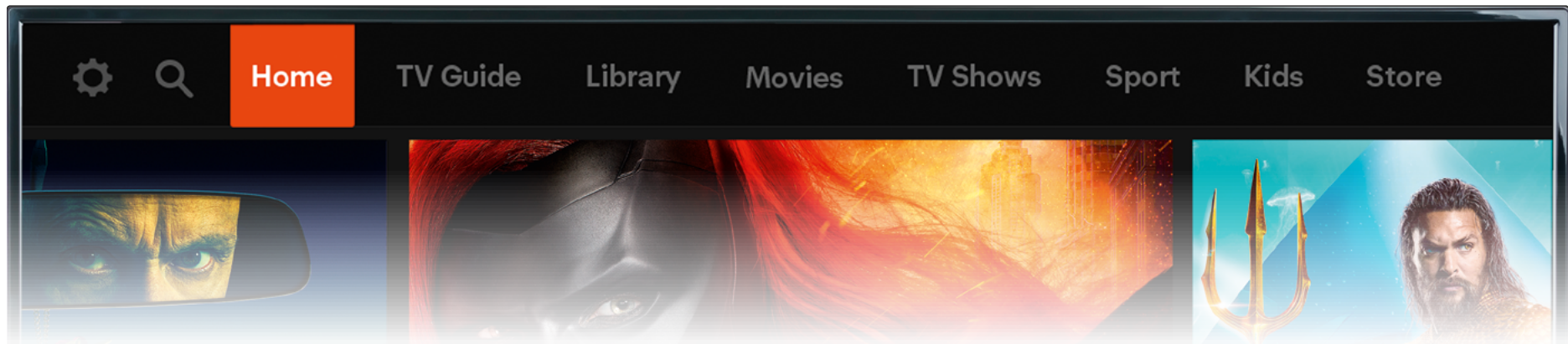
Over 50 sports across 13 dedicated sport channels, watch live or stream later*

Kids

Keep the little ones entertained with shows, movies and more to stream and download*

Store

Where you can order pay-per-view events and rent over 4,000 movies^



*Requires internet connected iQ4. Shows only available if they're in your pack, some shows/channels not available. Data charges may apply.

^Requires internet connected iQ4. Additional charges apply.

Home screen

Where you'll find the best of your subscription
– all in the one place

Looking for something to watch? 'Home' is your go-to destination to explore the best of what's in your pack, discover what's new or resume watching a program.

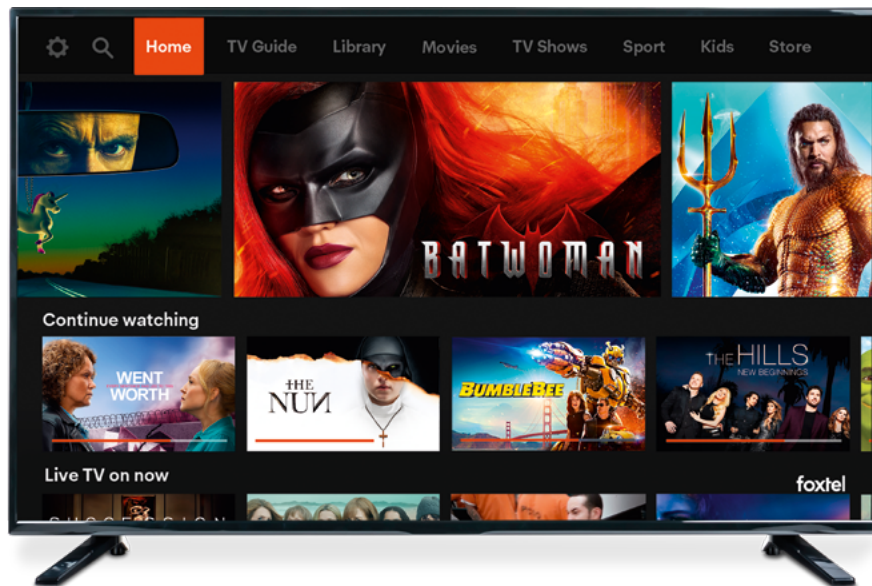
We're consistently updating your 'Home' screen with the latest shows, movies, curated content and top picks for you.

Apps on your iQ4

A whole new world of entertainment

The iQ4 delivers the ultimate entertainment experience bringing all your favourites to the one place. Not only can you access all your favourite Foxtel shows, movies and sport from your subscription, you can also access apps like Netflix¹, SBS On Demand² & ABC iView². No more flicking between devices. Once connected to the internet, scroll down on the 'Home' screen to find the app section.

For support, head to foxtel.com.au/onboxapps





¹Requires Netflix subscription & internet connected iQ4.

²Requires a valid account and internet connected iQ4.

Smart viewing

Start over, pause and rewind live TV

Missed the beginning of a show? No problem! If you press 'Select' on your remote and there is a 'Start Over' icon at the bottom of the screen,* press  to start the program from the beginning.

Or maybe you need a break mid binge? Pressing  lets you freeze frame the action for up to 60 minutes.

This cool function applies to both live TV and recorded shows – and you can also fast forward your recorded favourites too.

Recording

With room for up to 345 shows³, you'll need loads of popcorn

Whether it's recording a late-night game to watch in the morning, or to record every episode of your favourite series, there's loads of storage space on your iQ4. Record up to three Foxtel shows at a time whilst also watching live TV.

Team Link

You can automatically record every game of your favourite team with 'Team Link'.⁴ To set it up, go to the 'Sport' menu, then to 'My Sport'. Scroll down and select 'Manage Team Links'.

Remote Record

If you're not near your remote but need to record something on your iQ4, you can record from anywhere using the MyFoxtel app or the Foxtel TV Guide online.


*Requires internet connected iQ4. Shows only available if they're in your pack, some shows/channels not available. Data charges may apply.

³Based on 345 x 1-hour SD recordings.

⁴Available for selected sporting codes only.

Store

In addition to your subscription, order Main Event or rent blockbusters

To order, press  on your remote, scroll across to 'Store', select the title, and follow the on-screen prompts⁵

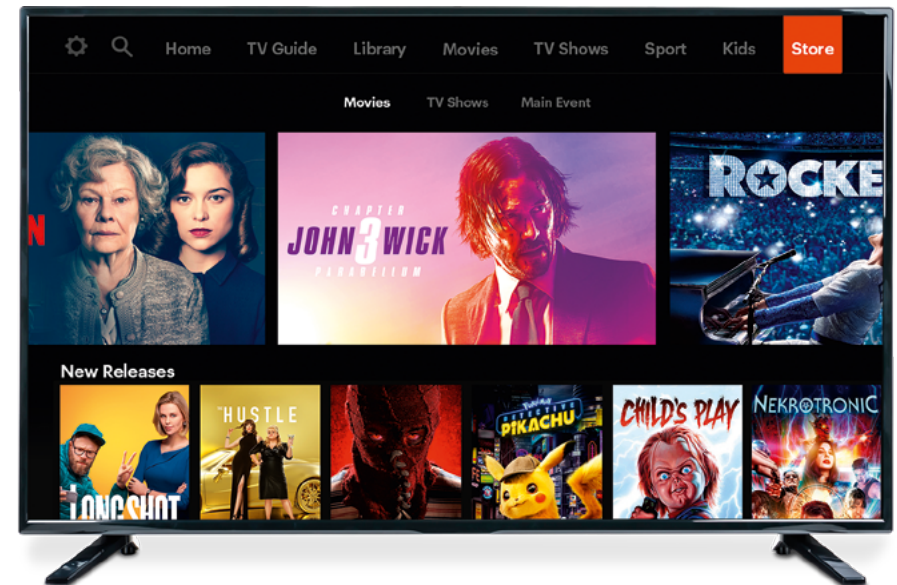
Movies

With over 4,000 movies to rent there is an enormous library of movies to choose from.

Main Event

Get front row seats for premium boxing, MMA and wrestling action, plus music and other major family events.

Main Event titles can be ordered via the MyFoxtel app, using your remote or by calling **131 999** and following the voice prompts.



⁵Additional charges apply for Foxtel Store and Main Event titles. Requires internet-connected Foxtel iQ4. Data charges may apply.

Foxtel apps

Apps that are included in your subscription

These epic apps are included in your subscription at no extra cost. Simply use your Foxtel ID to login – if this hasn't been set up yet, follow the steps on Page 14.




Wherever you go, take Foxtel GO[^]

With Foxtel GO, you can watch what you want on your favourite devices. Foxtel GO is available on smartphones, tablets and Safari or Chrome browsers. There's even a dedicated Kids homepage, with all the content kids love and parental controls for added peace of mind. Plus, you can stream Foxtel GO on two devices at the same time. No more arguments over the remote – game changer.

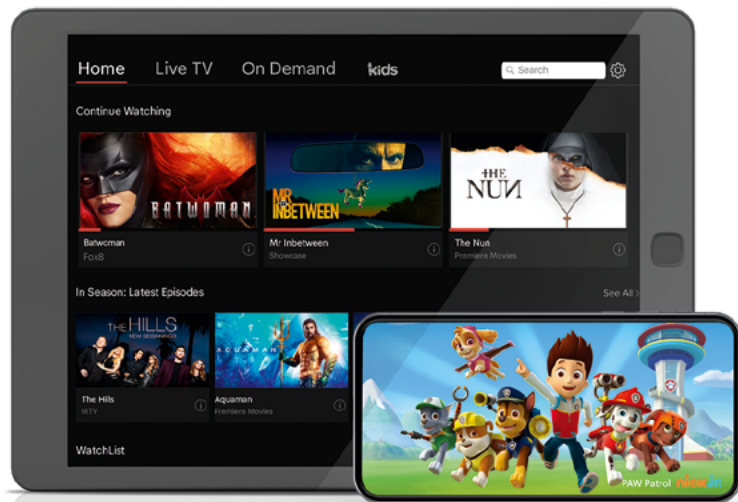
For more information and to download, head to foxtel.com.au/foxtel-go



Stay in total control with the MyFoxtel app

With the MyFoxtel app you can check and manage your Foxtel account, update your details, order Main Event and you can even record live shows straight to your iQ4 – wherever you are. Just look for the  icon in your app.

For more information and to download, head to foxtel.com.au/myfoxtel



Foxtel GO

[^]Just connect your compatible device to the internet. Data charges may apply. Shows only available if they're in your pack, some shows/channels not available. Australia only.

Foxtel First

Your loyalty program with rewards waiting for you!



foxtel first

Foxtel First

Foxtel First is free to join, and there's always something new waiting for you. Get closer to the action with money can't buy experiences, cinema screenings and access to major events across the country. And that's just the start. The longer you're with us the better it gets!

To start enjoying all that Foxtel First has to offer, simply download the MyFoxtel app or jump online to your MyAccount, and enrol.

For more information head to foxtel.com.au/foxtel-first



All our apps are available on:



If you need support using our apps, head to foxtel.com.au/support

Your Foxtel ID

Your Foxtel ID gets you into all the good stuff

Creating a Foxtel ID allows you to login to your Foxtel GO, MyAccount and MyFoxtel App.

Before you start, you'll need to have both:

- The account holder's date of birth, and;
- The account number (you can find this on your bill or in some emails from Foxtel)


How to create a Foxtel ID

1. Go to foxtel.com.au/register
2. Enter the required information and click 'Verify My Account', then 'Submit'
3. Once the registration page is submitted, you will be sent a verification email.
Click the link within the email to verify your Foxtel ID

Note: You will have 48 hours to verify your Foxtel ID. If you leave it for over 48 hours, you will need to restart the registration process.

Having trouble creating a Foxtel ID? Visit our support site foxtel.com.au/foxtel-id-support

Foxtel tips and tricks

There are loads of viewing options depending on your preferences, just go to  and follow the prompts to:

- Put viewing restrictions on your TV with Parental Control⁶ (your default PIN is 1234)
- Customise your experience with TV Guide settings
- Set up your favourite channels – select up to 20 channels as a personal TV Guide

For detailed instructions on how to do this and more, visit foxtel.com.au/support

What's On

Need more inspiration or want to know what's coming up? Visit foxtel.com.au/whats-on for the top picks across sport, movies, drama and all our entertainment channels.

Foxtel Insider

Love a particular show? Enjoy an exclusive deep-dive behind the scenes on your favourite shows. Visit foxtel.com.au/insider

Foxtel Magazine

With exclusive interviews, live sport calendars, sneak peeks and listings for the entire month, it can be delivered to your door, every month for only \$3.95/mth.

To subscribe, call **131 999** or visit foxtel.com.au/myaccount

Stay tuned

Like us on Facebook and follow the Foxtel Twitter and Instagram to hear about the latest shows, news, discussions, competitions, or for a bit of fun.

 facebook.com/foxtel

 twitter.com/foxtel

 instagram.com/foxtel

⁶Doesn't apply to Netflix titles.